





# LIGHTWEIGHT SET-IN SWEAT


## Mens - 62-156-0



### MENS

 80% cotton, 20% polyester

 240gm/m<sup>2</sup>

 S - 2XL

 24

- Lightweight unbrushed fleece
- Set-in sleeves
- Neck, waist and cuff in cotton/Lycra® rib

### Care Instructions



Sizes	Width*	Length**
S	51	67
M	56	70
L	61	73
XL	63.5	76
2XL	68.5	79
Tol	2.5	2.5

\*Measure across garment 1cm down from armholes

\*\*Measure from highest point of shoulder to bottom edge of garment

### Colourways:

 30 WHITE	 36 BLACK	 40 RED	 44 ORANGE	 47 KELLY GREEN
 51 ROYAL BLUE	 57 FUCHSIA	 94 HEATHER GREY	 AZ DEEP NAVY	 41 BURGUNDY
 38 BOTTLE GREEN	 ZU AZURE BLUE	 PE PURPLE	 GL LIGHT GRAPHITE	



**OEKO-TEX®**  
CONFIDENCE IN TEXTILES  
**STANDARD 100**   
08-5295 Shirley

Tested for harmful substances  
[www.oeko-tex.com/standard100](http://www.oeko-tex.com/standard100)









